

# 1 100m Butterfly Women Final

Official

## 1 Final 13 years




















Official

heat Started at: 05:05 PM (+ 5 min)

Lane	Competitor	Age	Club	RT	PTS	Rank	Result
0	Olivia Xu	13		0.75		5	<b>1:07.86</b> Entry: 1:10.29 <b>-2.43</b>
		50m: 31.14	100m: 1:07.86 (36.72)				
1	Sarah Choi	13		0.57		8	<b>1:08.91</b> Entry: 1:09.20 <b>-0.29</b>
		50m: 32.11	100m: 1:08.91 (36.80)				
2	Harriet McHardy	13		0.68		6	<b>1:07.93</b> Entry: 1:08.46 <b>-0.53</b>
		50m: 30.77	100m: 1:07.93 (37.16)				
3	Amelia McEwan	13		0.70		4	<b>1:07.07</b> Entry: 1:07.57 <b>-0.50</b>
		50m: 30.56	100m: 1:07.07 (36.51)				
4	Indie Herbert	13		0.67		1	<b>1:03.33</b> Entry: 1:06.85 <b>-3.52</b>
		50m: 29.09	100m: 1:03.33 (34.24)				
5	Anae Delande (\\	13		0.67		2	<b>1:05.11</b> Entry: 1:06.94 <b>-1.83</b>
		50m: 30.60	100m: 1:05.11 (34.51)				
6	Anna Li	13		0.67		3	<b>1:07.02</b> Entry: 1:08.20 <b>-1.18</b>
		50m: 30.91	100m: 1:07.02 (36.11)				
7	Hannah Ker-Fox	13		0.71		9	<b>1:09.28</b> Entry: 1:09.00 <b>+0.28</b>
		50m: 31.32	100m: 1:09.28 (37.96)				
8	April Lin	13		0.71		10	<b>1:09.78</b> Entry: 1:09.73 <b>+0.05</b>
		50m: 31.81	100m: 1:09.78 (37.97)				
9	Evelyn Loh	13		0.57		7	<b>1:08.37</b> Entry: 1:10.85 <b>-2.48</b>
		50m: 32.08	100m: 1:08.37 (36.29)				

## 2 Final 14 years



Official

Lane	Competitor	Age	Club	RT	PTS	Rank	Result
0	 Ivy Weatherston	14		0.78		10	<b>1:11.79</b> Entry: 1:11.33 <b>+0.46</b>
50m: 32.49 100m: 1:11.79 (39.30)							
1	 Sarina Tang	14		0.74		8	<b>1:10.16</b> Entry: 1:09.36 <b>+0.80</b>
50m: 32.29 100m: 1:10.16 (37.87)							
2	 Amelia-Rose Se:	14		0.72		3	<b>1:07.00</b> Entry: 1:08.43 <b>-1.43</b>
50m: 30.97 100m: 1:07.00 (36.03)							
3	 Georgia Duske	14		0.64		2	<b>1:06.51</b> Entry: 1:08.07 <b>-1.56</b>
50m: 30.13 100m: 1:06.51 (36.38)							
4	 Jade Lyles	14		0.72		1	<b>1:05.03</b> Entry: 1:04.72 <b>+0.31</b>
50m: 29.80 100m: 1:05.03 (35.23)							
5	 Sophia McClinto	14		0.57		5	<b>1:07.95</b> Entry: 1:07.97 <b>-0.02</b>
50m: 30.87 100m: 1:07.95 (37.08)							
6	 Grace Khelan (V	14		0.62		4	<b>1:07.56</b> Entry: 1:08.38 <b>-0.82</b>
50m: 30.50 100m: 1:07.56 (37.06)							
7	 Mila Kennedy	14		0.66		6	<b>1:08.15</b> Entry: 1:08.88 <b>-0.73</b>
50m: 31.29 100m: 1:08.15 (36.86)							
8	 Sienna Webby	14		0.70		7	<b>1:09.46</b> Entry: 1:10.30 <b>-0.84</b>
50m: 32.31 100m: 1:09.46 (37.15)							
9	 Maddie Ericson	14		0.80		9	<b>1:10.26</b> Entry: 1:12.09 <b>-1.83</b>
50m: 32.68 100m: 1:10.26 (37.58)							

### 3 Final 15 years

Official

heat Started at: 05:11 PM (+ 9 min)

Lane	Competitor	Age	Club	RT	PTS	Rank	Result
0	 Tayla Cox	15		0.67		10	<b>1:09.97</b> Entry: 1:08.88 <b>+1.09</b>

50m: 32.26 100m: 1:09.97 (37.71)

1  Amber Lin 15  0.67 7 **1:07.70**  
Entry: 1:08.31 -0.61

50m: 31.00 100m: 1:07.70 (36.70)

2  Sadie Percy 15  0.80 5 **1:05.27**  
Entry: 1:06.75 -1.48

50m: 30.81 100m: 1:05.27 (34.46)

3  Alyssa Bai 15  0.71 3 **1:04.68**  
Entry: 1:06.11 -1.43

50m: 30.05 100m: 1:04.68 (34.63)

4  Alanna Rawson 15  0.70 1 **1:02.78**  
Entry: 1:03.25 -0.47

50m: 29.13 100m: 1:02.78 (33.65)

5  Tandia Fisher 15  0.69 2 **1:04.59**  
Entry: 1:05.71 -1.12

50m: 29.98 100m: 1:04.59 (34.61)

6  Phoebe Nettle 15  0.66 4 **1:05.10**  
Entry: 1:06.66 -1.56

50m: 30.72 100m: 1:05.10 (34.38)

7  Olivia Vivian 15  0.80 6 **1:07.51**  
Entry: 1:07.72 -0.21

50m: 31.33 100m: 1:07.51 (36.18)

8  Emma Bryan 15 0.66 9 **1:08.66**  
Entry: 1:08.83 -0.17

50m: 31.89 100m: 1:08.66 (36.77)



9  Renee Dresner 15  0.79 8 **1:08.42**  
Entry: 1:08.95 -0.53

50m: 31.07 100m: 1:08.42 (37.35)

#### 4 Final 16 years

Official

heat Started at: 05:16 PM (+ 13 min)

Lane	Competitor	Age	Club	RT	PTS	Rank	Result
0	 Lily Smith	16		0.77		8	<b>1:08.58</b> Entry: 1:09.95 -1.37

50m: 31.49 100m: 1:08.58 (37.09)

1  Tessa Scott 16  0.72 7 **1:08.05**  
Entry: 1:09.30 -1.25


50m: 31.42 100m: 1:08.05 (36.63)

2  Scarlett Botes 16  0.77 6 **1:06.96**  
Entry: 1:07.77 **-0.81**

50m: 29.91 100m: 1:06.96 (37.05)

3  Hannah Sampso 16  0.68 4 **1:05.35**  
Entry: 1:06.21 **-0.86**

50m: 30.62 100m: 1:05.35 (34.73)

4  Deotille Viideau ( 16 0.74 1 **1:01.36**  
Entry: 1:02.01 **-0.65**

50m: 28.79 100m: 1:01.36 (32.57)

5  Kiri Yamagami 16  0.65 2 **1:03.72**  
Entry: 1:04.86 **-1.14**

50m: 29.93 100m: 1:03.72 (33.79)

6  Alicia Story 16  0.74 3 **1:04.08**  
Entry: 1:06.36 **-2.28**

50m: 29.59 100m: 1:04.08 (34.49)

7  Ella Hanley 16  0.68 5 **1:06.35**  
Entry: 1:07.84 **-1.49**

50m: 31.41 100m: 1:06.35 (34.94)

8  Shyla Kennard 16  0.76 9 **1:10.54**  
Entry: 1:09.44 **+1.10**

50m: 32.05 100m: 1:10.54 (38.49)

9  Olivia Johnson 16  0.72 10 **1:10.72**  
Entry: 1:10.22 **+0.50**

50m: 33.14 100m: 1:10.72 (37.58)